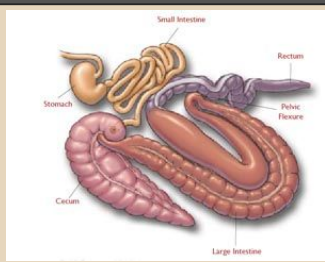


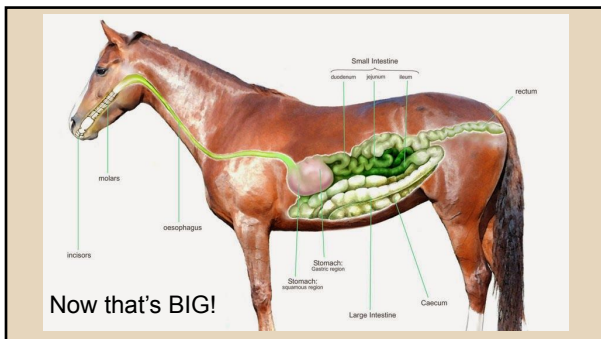
Digestive System

Ansci 2251

Digestive Tract

- ❖ Mouth
- ❖ Esophagus
- ❖ Stomach
- ❖ Intestines
- ❖ Rectum
- ❖ Liver, teeth, pancreas & salivary glands





Now that's BIG!

Digestive Tract Fun Facts!

- ❖ How long is it?
- ❖ How many gallons can it hold in total?
- ❖ Gallons of saliva produced in a day?
- ❖ Length of a horse's molar tooth in total?
- ❖ The average horse eats 2 ½ % of it's body weight in hay & grain combined

Digestive Tract Capacity %

- ❖ What percent of digestive material does the stomach hold?
- ❖ Small intestine?
- ❖ Cecum?
- ❖ Large Colon?
- ❖ Small Colon?

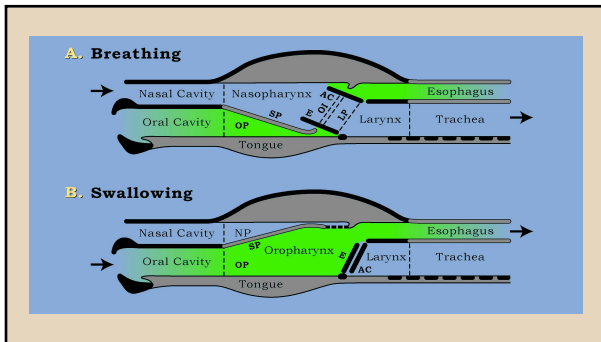
Mouth

- ❖ Purposes?
 - Prehension
 - Mastication
 - Salivation
 - Deglutition
 - Drinking

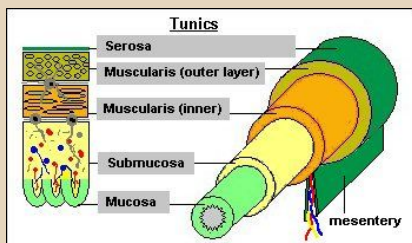


So what's a Pharynx?

The pharynx aka throat, is the passageway leading from the mouth & nose to the esophagus & larynx. The pharynx permits the passage of swallowed solids & liquids into the esophagus & conducts air to & from the trachea aka windpipe, during respiration.



Esophagus

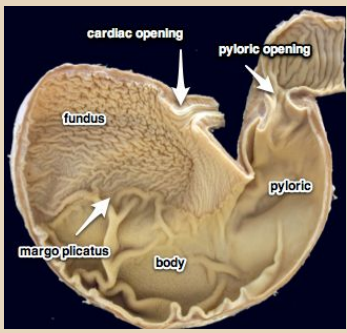
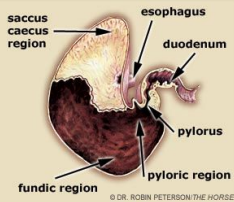


Think about it...

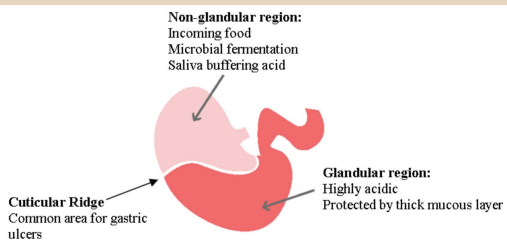


❖ Capacity?
❖ Sphincters?

THE EQUINE STOMACH

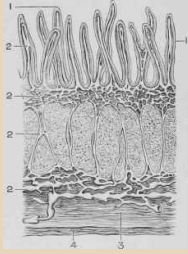


More on the stomach...



Small Intestine

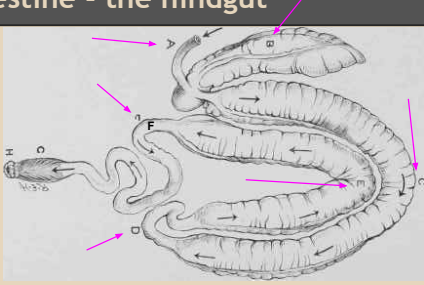
- ❖ How long?
- ❖ How wide?
- ❖ Capacity?
- ❖ Villi
- ❖ Time in & out



Large Intestine - the hindgut

3 parts:

- ❖ Cecum
- ❖ Large Colon
- ❖ Small Colon



Cecum

- ❖ How long?
- ❖ Capacity?
- ❖ Function?

Rood & Riddle Endoscope Video
after the notes are done

<https://youtu.be/yQTC35OrNaw>

Colic Surgery

<https://youtu.be/mfysbxvqb40>

Fun

https://youtu.be/_52nwt2ETSU



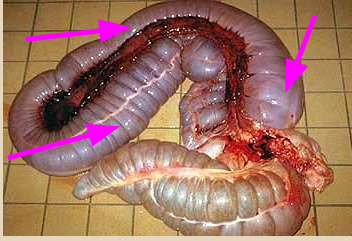
CECUM OF HORSE
(Left lateral view)

Large Colon

- ❖ How long?
- ❖ Capacity?
- ❖ Function?

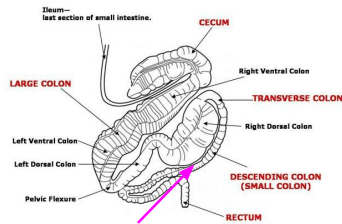
check out the link for great explanation about the parts

http://www.onemedicine.tuskegee.edu/DigestiveSystem/LargeIntestine/Equine_Colon.html#

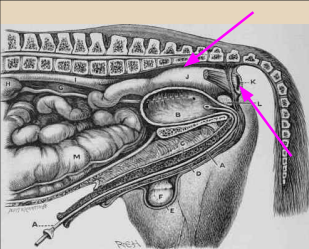


Small Colon

- ❖ Length?
- ❖ Capacity?
- ❖ Function?



Rectum & Anus



- Length?
- Capacity?
- Function?

The
End!

